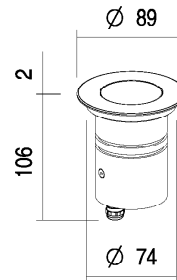


NEW FERE RECESSED S 24VdcIP67 IK09 CE III WP TIPOLOGIA / *TPOLOGY*Incasso | *Recessed*POSIZIONE INSTALLATIVA | *INSTALLATION POSITION*A terra | *On ground*AMBIENTE INSTALLATIVO | *INSTALLATION LOCATION*Esterno | *Outdoor*

FERE RECESSED - S

6,5W kg 0,5

FERE RECESSED S 24Vdc

CARATTERISTICHE ELETTRICHE | ELECTRICAL FEATURES

POTENZA ASSORBITA POWER CONSUMPTION	6,5W
ALIMENTAZIONE POWER SUPPLY	24Vdc
ALIMENTATORE POWER SUPPLY UNIT	6,5W - 24Vdc (Non incluso Not included)
COLLEGAMENTO CONNECTION	Parallelo Parallel

CARATTERISTICHE ILLUMINOTECNICHE | LIGHTING FEATURES

COLORE LED LED COLOUR	2700K, 3000K, 4000K
INDICE RESA CROMATICA CRI CRI	>80 (2700K, 3000K, 4000K)
BINNING	3 step MacAdam 3 MacAdam steps
OTTICHE OPTICS	3° Sharp
FLUSSO REALE EMESSO - 3000K REAL OUTPUT FLUX	6,5W 105lm
DURATA MEDIA LED AVERAGE LED LIFE	50.000h L80 B10

CARATTERISTICHE MECCANICHE | MECHANICAL FEATURES

PESO WEIGHT	Kg 0,5
FINITURE FINISHES	Acciaio, Acciaio Spazzolato Steel, Brushed Steel
INSTALLAZIONE INSTALLATION	A incasso con cassaforma (non inclusa), drenaggio 30 cm di ghiaia Recessed with housing box (not included), 30 cm gravel drainage
MATERIALE MATERIAL	Corpo in alluminio anticorrosivo, ghiera in acciaio Inox AISI 316L, vetro temperato trasparente Anticorrosive aluminum body, AISI 316L stainless trim, transparent tempered glass


CARATTERISTICHE GENERALI | GENERAL FEATURES

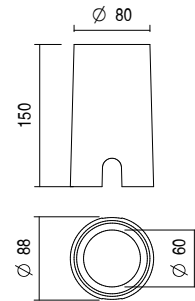
TEMPERATURA DI ESERCIZIO OPERATING TEMPERATURE	-10°C +45°C
GRADO DI PROTEZIONE INGRESS PROTECTION	IP67
GRADO DI RESISTENZA IMPACT RESISTANCE	IK09
GLOW WIRE TEST GLOW WIRE TEST	960°C
TEMPERATURA MASSIMA APPARECCHIO MAX. TEMPERATURE OF FIXTURE	40° @ Ta = 25°
CLASSE DI ISOLAMENTO APPLIANCE CLASS	III
CALPESTABILE WALKOVER	Sì / Yes
CARRABILE DRIVE OVER	2000 Kg
SICUREZZA STANDARD STANDARD SAFETY	WP System
SICUREZZA FOTOBIOLOGICA PHOTOBIOLOGICAL SAFETY	GR1


NEW

FERE RECESSED S 24Vdc

ACCESSORI | ACCESSORIES

CODICE / CODE	CAE60	
TIPOLOGIA / TYPOLOGY	Cassaforma Housing box	 kg 0,28
MATERIALE / MATERIAL	Polietilene Polyethylene	



CODICE / CODE	CA135	
TIPOLOGIA / TYPOLOGY	Cassaforma Housing box	 kg 0,31
MATERIALE / MATERIAL	Polietilene Polyethylene	

